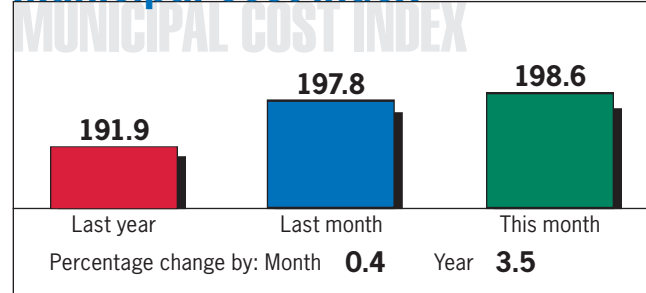


# ACROSS AMERICA municipal cost indexes

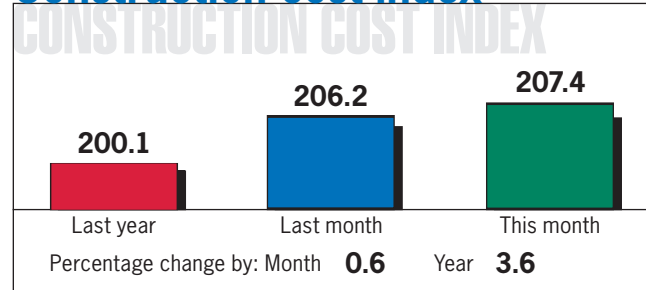
## Most recent marketbasket

	Current	Percent change from	
		Last month	Last year
Air conditioning equipment	157.8	0.1	4.4
Asphalt felts, coatings	144.1	-2.5	-0.7
Ball, roller bearings	197.4	0.1	2.1
Cement	210.0	-1.2	4.6
Coal	130.5	1.7	3.2
Communication equipment	103.2	-0.1	0.6
Concrete products	203.5	-0.1	3.5
Construction machinery	179.9	0.2	2.5
Crude petroleum	195.6	11.8	-3.2
Diesel fuel (No. 2)	243.5	6.8	2.5
Electronic computers	50.0	-3.3	-23.2
Fabricated metal products	188.2	-0.1	2.7
Floor coverings	157.1	0.5	2.8
Foundry, forge shop products	174.1	1.4	6.1
Gasoline	251.4	3.2	6.4
Glass containers	162.9	-0.7	6.7
Gypsum products	231.3	-3.7	-20.2
Hardwood lumber	193.1	0.1	-0.5
Heating equipment	195.4	-0.3	6.0
Heavy motor trucks	180.2	0	6.8
Home heating oil and distillates	229.3	-0.1	1.6
Internal combustion engines	154.6	0.1	0.9
Iron ore	129.6	0.5	-4.5
Iron and steel scrap	382.9	-4.7	3.9
Milled rice	152.4	0	15.1
Mixed fertilizers	161.3	-0.9	11.2
Motors, generators	174.3	0.5	5.4
Natural gas	282.2	-6.4	16.8
Office, store machines	116.3	0.3	1.2
Paper	168.1	0.4	0.2
Passenger cars	124.4	0.2	1.1
Plumbing fixtures, brass fittings	222.5	0	6.5
Plywood	183.5	1.7	5.8
Prepared paint	209.9	0.6	4.0
Pumps, compressors	195.4	0	4.8
Residential electric power	142.9	1.8	4.2
Sand, gravel, crushed stone	232.8	0.6	7.7
Sanitary papers, health products	162.6	0	1.4
Sporting, athletic goods	129.2	0.1	1.7
Steel mill products	185.6	-3.1	3.2
Switchgear	189.7	-0.4	7.0
Synthetic fibers	113.5	-1.2	-2.1
Tires, tubes, tread, etc.	144.0	0.2	0.1
Tools, dies, jigs, fixtures	118.7	0.8	2.6
Transformers	195.9	0.6	10.4
Transmission equipment	205.0	0.8	4.3
Truck trailers	169.6	-0.2	2.5
Wiring devices	195.8	-0.1	3.5

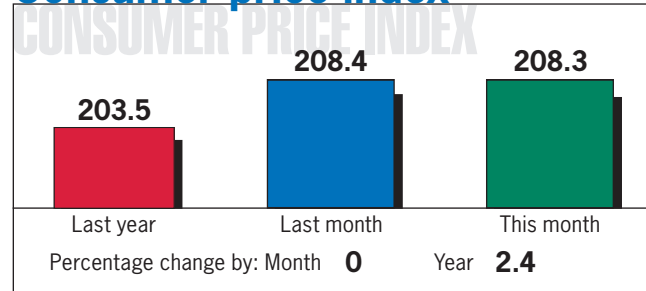
## Municipal cost index



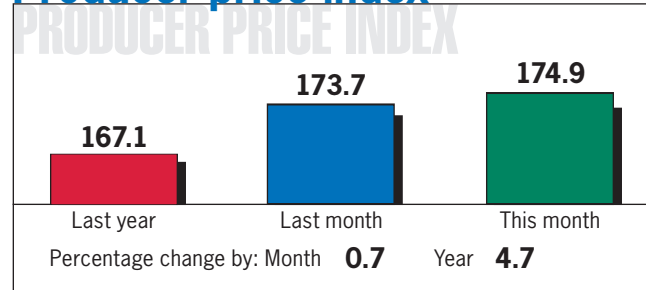
## Construction cost index



## Consumer price index\*



## Producer price index\*



\* The consumer and producer price indexes are published monthly by the U.S. Department of Labor's Bureau of Labor Statistics. The PPI figure used is the number for all commodities. The CPI and PPI figures published in this issue are from July 2007. The construction cost index is published monthly by the U.S. Department of Commerce. The municipal cost index incorporates those three indexes.

For more detailed information about the cost indexes, including a history of the municipal cost index, formulas and an archive of past cost indexes...

Visit American City & County's Web site at [www.americancityandcounty.com](http://www.americancityandcounty.com).