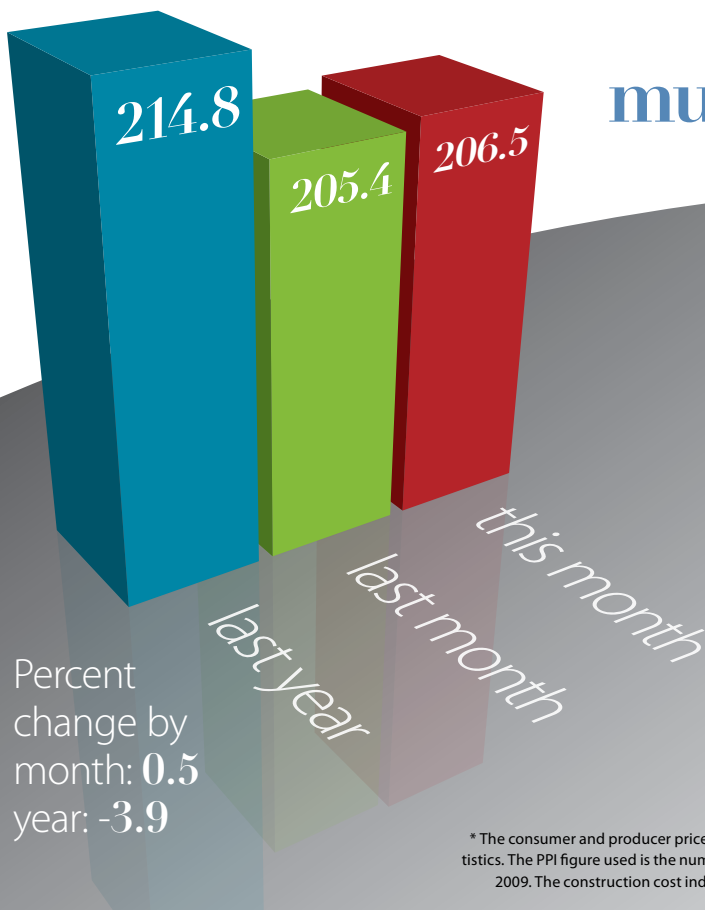
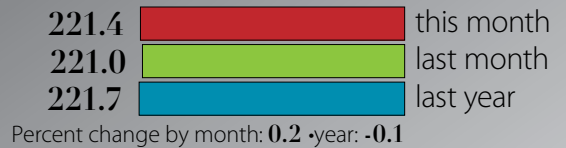


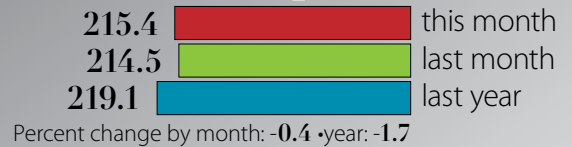
# municipal cost index



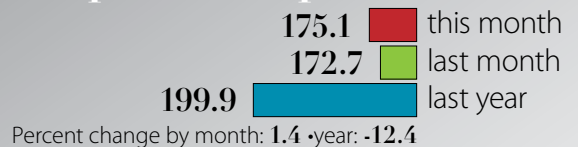
## construction cost index



## consumer price index\*



## producer price index\*



\* The consumer and producer price indexes are published monthly by the U.S. Department of Labor's Bureau of Labor Statistics. The PPI figure used is the number for all commodities. The CPI and PPI figures published in this issue are from August 2009. The construction cost index is from September 2009. The municipal cost index incorporates those three indexes.

# most recent marketbasket

	Percent change from				Percent change from		
	Current	last month	last year		Current	last month	last year
Air conditioning equipment	164.0	0	-0.7	Milled rice	199.4	0.9	-31.9
Asphalt felts, coatings	213.0	-7.1	1.1	Mixed fertilizers	175.4	-5.4	-39.3
Ball, roller bearings	224.2	0	3.4	Motors, generators	187.3	0.4	1.2
Cement	209.1	0.3	-0.3	Natural gas	144.6	-3.5	-59.3
Coal	183.8	-1.3	8.1	Office, store machines	125.1	-3.5	-0.4
Communication equipment	106.0	0.3	0.9	Paper	175.1	-0.8	-7.2
Concrete products	212.4	-0.6	0.6	Passenger cars	129.5	0.7	0.5
Construction machinery	190.8	-0.4	2.6	Plumbing fixtures, brass fittings	229.1	-0.1	0.4
Crude petroleum	190.0	-19.6	-40.9	Plywood	163.7	0.7	-6.4
Diesel fuel (No. 2)	202.9	15.9	-41.5	Prepared paint	236.7	-0.4	4.5
Electronic computers	33.2	0.9	-17.6	Pumps, compressors	212.6	0	2.6
Fabricated metal products	197.3	-0.1	-8.7	Residential electric power	153.8	0.1	1.5
Floor coverings	167.5	2.6	3.4	Sand, gravel, crushed stone	258.7	-0.6	3.2
Foundry, forge shop products	185.1	1.5	-8.8	Sanitary papers, health products	179.8	0.3	3.7
Gasoline	208.1	23.0	-32.9	Sporting, athletic goods	131.4	0.3	1.1
Glass containers	178.0	-0.2	2.8	Steel mill products	164.3	6.8	-36.1
Gypsum products	211.4	-0.8	-3.7	Switchgear	201.8	0.7	3.1
Hardwood lumber	170.3	1.0	-7.0	Synthetic fibers	111.7	0.4	-6.0
Heating equipment	219.0	-0.3	3.0	Tires, tubes, tread, etc.	128.5	-0.5	-0.5
Heavy motor trucks	191.6	0.5	5.3	Tools, dies, jigs, fixtures	143.2	-0.5	-1.9
Home heating oil and distillates	180.9	21.3	-47.6	Transformers	208.6	0	-7.0
Internal combustion engines	163.4	0.1	3.2	Transmission equipment	230.4	-0.4	2.4
Iron ore	140.4	0	-3.3	Truck trailers	179.5	1.0	-0.1
Iron and steel scrap	395.0	13.5	-48.8	Wiring devices	206.7	0.5	-1.7

For more detailed information about the cost indexes, including a history of the municipal cost index, formulas and an archive of past cost indexes...

Visit American City & County's web site at [www.americancityandcounty.com](http://www.americancityandcounty.com)