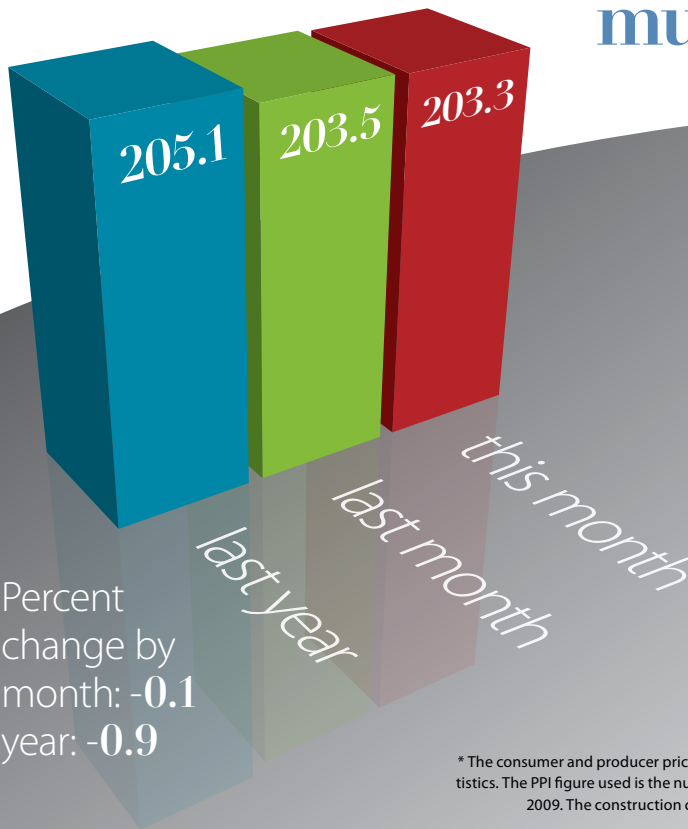


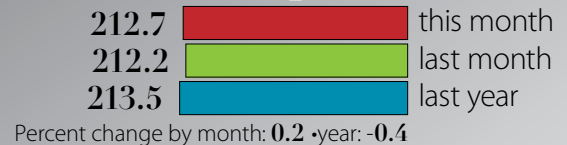
municipal cost index



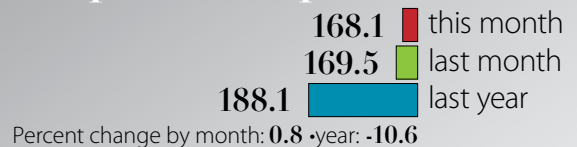
construction cost index



consumer price index*



producer price index*



* The consumer and producer price indexes are published monthly by the U.S. Department of Labor's Bureau of Labor Statistics. The PPI figure used is the number for all commodities. The CPI and PPI figures published in this issue are from March 2009. The construction cost index is from April 2009. The municipal cost index incorporates those three indexes.

most recent marketbasket

	Percent change from				Percent change from		
	Current	last month	last year		Current	last month	last year
Air conditioning equipment	166.5	0.4	5.0	Milled rice	219.6	-4.1	7.1
Asphalt felts, coatings	236.8	6.6	60.3	Mixed fertilizers	211.2	-8.0	2.1
Ball, roller bearings	220.5	-0.1	7.5	Motors, generators	187.6	0.8	5.6
Cement	209.6	0.1	-0.4	Natural gas	150.9	-15.6	-58.4
Coal	180.5	0.5	25.9	Office, store machines	128.7	0.1	10.5
Communication equipment	105.6	0	1.0	Paper	185.5	-0.6	4.0
Concrete products	215.3	-0.9	3.6	Passenger cars	130.5	-0.2	2.4
Construction machinery	192.3	0.5	5.1	Plumbing fixtures, brass fittings	228.2	0.3	1.8
Crude petroleum	121.2	30.0	-59.3	Plywood	163.1	-1.0	-5.9
Diesel fuel (No. 2)	132.6	-17.2	-62.5	Prepared paint	237.0	-0.4	9.7
Electronic computers	35.9	-0.6	-13.9	Pumps, compressors	212.3	-0.2	4.7
Fabricated metal products	204.4	-0.8	4.6	Residential electric power	149.0	-0.5	5.8
Floor coverings	163.6	0	2.9	Sand, gravel, crushed stone	258.4	6.1	0.2
Foundry, forge shop products	187.0	-1.8	5.8	Sanitary papers, health products	179.1	0.1	6.9
Gasoline	134.4	-13.1	-50.7	Sporting, athletic goods	132.6	0.6	3.5
Glass containers	178.0	0.7	5.5	Steel mill products	168.1	-0.1	-14.6
Gypsum products	222.2	0	9.0	Switchgear	200.6	0.9	4.1
Hardwood lumber	168.5	-2.7	-10.6	Synthetic fibers	108.7	-3.7	-4.5
Heating equipment	218.6	0.8	8.5	Tires, tubes, tread, etc.	131.3	-1.9	5.1
Heavy motor trucks	188.7	-0.2	4.4	Tools, dies, jigs, fixtures	146.0	0	1.2
Home heating oil and distillates	134.4	-13.2	-57.0	Transformers	204.5	-0.7	-3.4
Internal combustion engines	161.4	-0.2	3.7	Transmission equipment	233.3	0.7	10.4
Iron ore	153.1	0	14.0	Truck trailers	177.2	0	2.5
Iron and steel scrap	271.9	-8.3	-48.7	Wiring devices	207.4	-1.5	3.3

For more detailed information about the cost indexes, including a history of the municipal cost index, formulas and an archive of past cost indexes...

Visit American City & County's web site at www.americancityandcounty.com