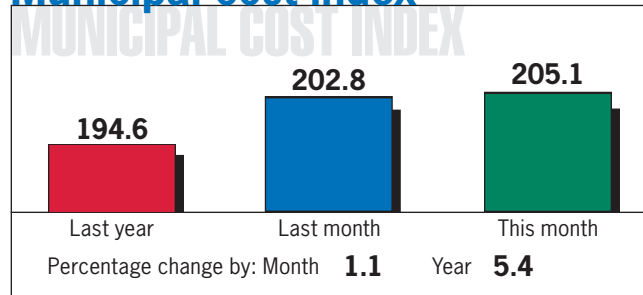


ACROSS AMERICA municipal cost indexes

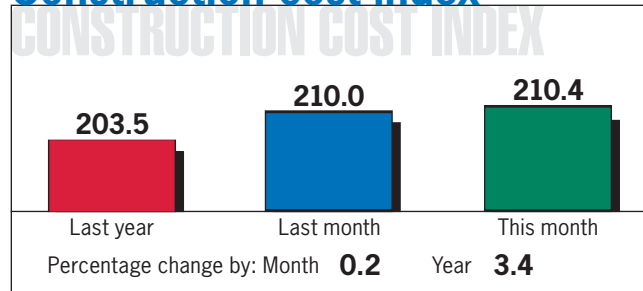
Most recent marketbasket

	Current	Percent change from	
		Last month	Last year
Air conditioning equipment	160.4	0.2	2.7
Asphalt felts, coatings	147.9	2.7	2.9
Ball, roller bearings	205.0	0.1	3.7
Cement	212.8	-0.3	3.2
Coal	141.1	-0.9	6.8
Communication equipment	104.9	0.4	1.6
Concrete products	207.3	0.3	2.3
Construction machinery	183.0	0.3	2.3
Crude petroleum	301.0	17.5	92.6
Diesel fuel (No. 2)	355.4	15.3	61.4
Electronic computers	42.4	-3.2	-24.7
Fabricated metal products	194.0	1.0	3.7
Floor coverings	159.2	1.1	2.9
Foundry, forge shop products	178.0	0.5	5.1
Gasoline	272.6	1.3	36.4
Glass containers	171.3	0.1	7.5
Gypsum products	210.2	2.2	-18.7
Hardwood lumber	188.6	0.2	-2.3
Heating equipment	200.5	0.8	3.2
Heavy motor trucks	179.5	0.1	3.4
Home heating oil and distillates	315.0	13.1	52.0
Internal combustion engines	156.5	0	1.3
Iron ore	134.3	0	5.7
Iron and steel scrap	537.0	1.4	16.0
Milled rice	205.6	8.7	34.8
Mixed fertilizers	198.7	4.6	27.1
Motors, generators	177.9	0.2	3.8
Natural gas	370.4	11.4	24.3
Office, store machines	117.4	-0.1	3.7
Paper	178.6	1.5	5.9
Passenger cars	127.7	-0.2	0.6
Plumbing fixtures, brass fittings	222.4	-1.4	0.9
Plywood	174.0	0.2	2.2
Prepared paint	215.3	-1.5	3.2
Pumps, compressors	203.0	0.4	5.2
Residential electric power	140.6	1.1	4.1
Sand, gravel, crushed stone	247.1	1.4	7.9
Sanitary papers, health products	167.0	0.1	4.0
Sporting, athletic goods	132.1	0.2	1.9
Steel mill products	196.6	5.5	8.2
Switchgear	194.7	0.2	3.6
Synthetic fibers	114.2	-0.3	0.4
Tires, tubes, tread, etc.	125.1	1.8	6.6
Tools, dies, jigs, fixtures	144.2	0	-0.1
Transformers	213.1	3.7	10.5
Transmission equipment	209.5	0	3.0
Truck trailers	173.6	1.0	3.4
Wiring devices	200.8	0.3	5.0

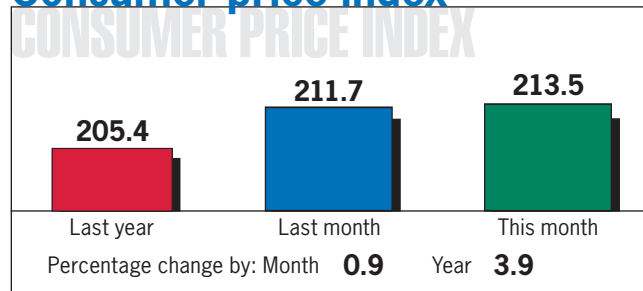
Municipal cost index



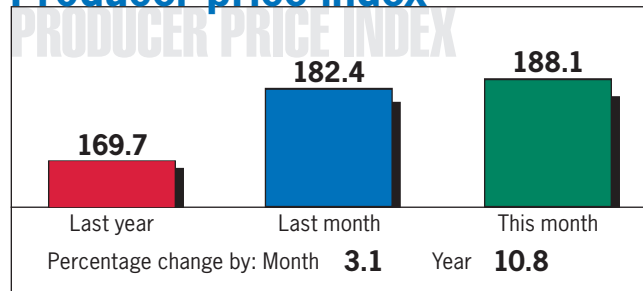
Construction cost index



Consumer price index*



Producer price index*



* The consumer and producer price indexes are published monthly by the U.S. Department of Labor's Bureau of Labor Statistics. The PPI figure used is the number for all commodities. The CPI and PPI figures published in this issue are from March 2008. The construction cost index is from April 2008. The municipal cost index incorporates those three indexes.

For more detailed information about the cost indexes, including a history of the municipal cost index, formulas and an archive of past cost indexes...

Visit American City & County's Web site at www.americancityandcounty.com.