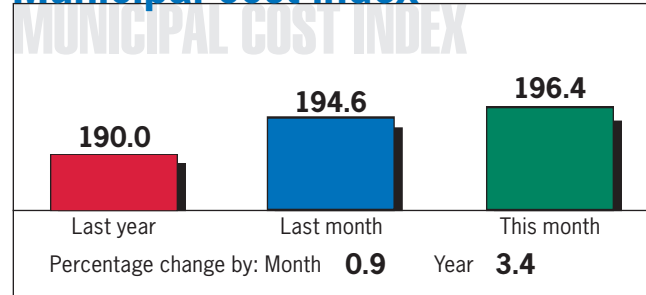


ACROSS AMERICA municipal cost indexes

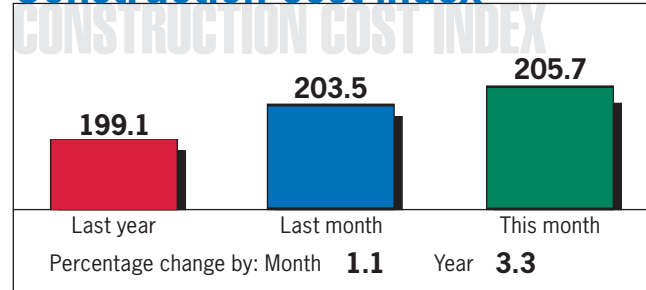
Most recent marketbasket

	Current	Percent change from	
		Last month	Last year
Air conditioning equipment	156.4	0	5.6
Asphalt felts, coatings	146.9	-2.4	2.7
Ball, roller bearings	198.1	0.3	3.1
Cement	209.2	0.7	5.1
Coal	130.6	0.2	2.4
Communication equipment	103.5	0.3	1.0
Concrete products	202.8	0	4.6
Construction machinery	178.9	-0.1	2.2
Crude petroleum	167.0	7.9	-10.7
Diesel fuel (No. 2)	238.0	1.7	3.3
Electronic computers	54.6	-1.8	-22.2
Fabricated metal products	187.6	0	4.7
Floor coverings	153.1	-0.5	-0.2
Foundry, forge shop products	170.6	1.5	6.2
Gasoline	228.7	8.2	5.1
Glass containers	159.8	0.3	4.4
Gypsum products	253.7	-2.1	-6.6
Hardwood lumber	191.9	-0.2	-2.2
Heating equipment	196.0	0.4	6.9
Heavy motor trucks	180.2	3.8	6.8
Home heating oil and distillates	221.9	4.8	4.5
Internal combustion engines	153.8	0	1.2
Iron ore	128.9	1.0	-4.9
Iron and steel scrap	445.8	-2.3	29.5
Milled rice	153.7	0.9	18.4
Mixed fertilizers	165.9	4.3	13.9
Motors, generators	171.4	0.8	5.5
Natural gas	286.3	-13.0	3.2
Office, store machines	115.2	0.9	0.5
Paper	168.8	-0.5	1.9
Passenger cars	125.6	-1.0	-2.8
Plumbing fixtures, brass fittings	220.8	0	7.9
Plywood	172.9	1.4	-5.2
Prepared paint	209.4	-0.8	3.9
Pumps, compressors	194.9	0.5	5.8
Residential electric power	135.8	0.3	1.9
Sand, gravel, crushed stone	230.4	0.4	9.1
Sanitary papers, health products	160.5	0.3	0
Sporting, athletic goods	129.2	0.5	2.8
Steel mill products	193.4	4.4	17.1
Switchgear	189.2	1.0	7.2
Synthetic fibers	114.5	0.4	0.2
Tires, tubes, tread, etc.	117.2	-0.6	4.4
Tools, dies, jigs, fixtures	143.4	-0.6	0.3
Transformers	193.6	-0.4	18.6
Transmission equipment	203.2	0	4.0
Truck trailers	168.2	0.1	3.4
Wiring devices	191.5	0.4	3.2

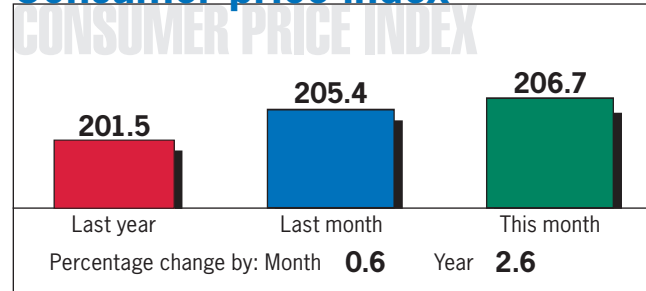
Municipal cost index



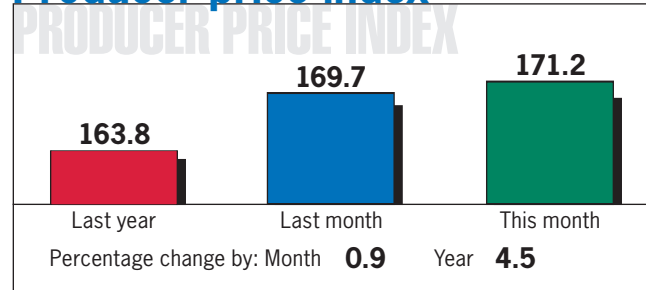
Construction cost index



Consumer price index*



Producer price index*



* The consumer and producer price indexes are published monthly by the U.S. Department of Labor's Bureau of Labor Statistics. The PPI figure used is the number for all commodities. The CPI and PPI figures published in this issue are from April 2007. The construction cost index is published monthly by the U.S. Department of Commerce. The municipal cost index incorporates those three indexes.

For more detailed information about the cost indexes, including a history of the municipal cost index, formulas and an archive of past cost indexes...

Visit American City & County's Web site at www.americancityandcounty.com.