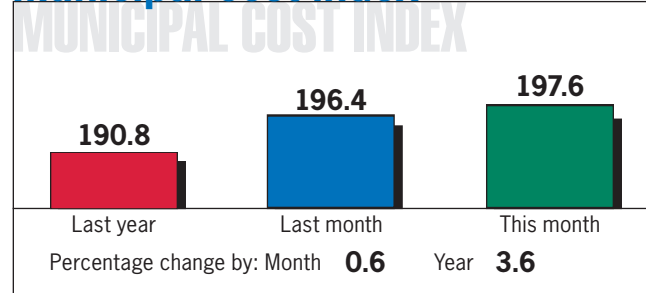


ACROSS AMERICA municipal cost indexes

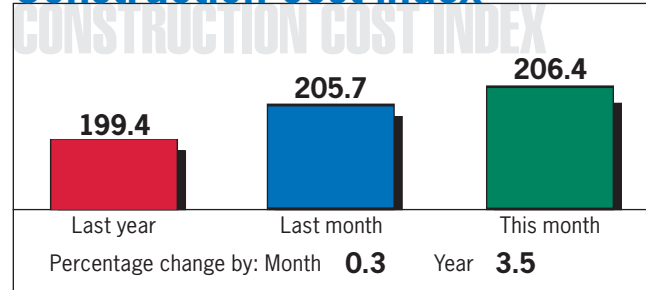
Most recent marketbasket

	Current	Percent change from	
		Last month	Last year
Air conditioning equipment	156.8	0.3	5.0
Asphalt felts, coatings	146.0	-1.1	3.1
Ball, roller bearings	197.4	-0.4	2.9
Cement	211.6	1.7	6.4
Coal	129.6	0.2	1.6
Communication equipment	103.3	-0.2	0.8
Concrete products	203.1	0.2	4.5
Construction machinery	179.1	0.1	2.2
Crude petroleum	170.1	1.9	-11.4
Diesel fuel (No. 2)	226.5	-1.6	-5.5
Electronic computers	53.5	-2.0	-22.6
Fabricated metal products	188.3	0.4	4.7
Floor coverings	156.2	2.0	2.8
Foundry, forge shop products	172.4	1.1	6.7
Gasoline	256.4	10.2	13.9
Glass containers	160.3	0.5	4.3
Gypsum products	239.4	-5.6	-14.1
Hardwood lumber	192.4	0.3	-1.5
Heating equipment	195.5	-0.3	6.5
Heavy motor trucks	180.2	0	6.8
Home heating oil and distillates	227.8	2.3	2.5
Internal combustion engines	154.5	0.5	1.6
Iron ore	128.9	0	-4.9
Iron and steel scrap	398.8	-8.3	11.8
Milled rice	152.4	-0.8	17.0
Mixed fertilizers	163.5	-0.9	12.9
Motors, generators	171.5	0.1	5.6
Natural gas	305.2	6.6	10.7
Office, store machines	115.4	0.2	0.5
Paper	167.1	-1.0	0.5
Passenger cars	125.3	-0.2	-2.6
Plumbing fixtures, brass fittings	222.9	1.0	8.6
Plywood	175.1	1.3	-0.7
Prepared paint	209.8	0.2	3.7
Pumps, compressors	194.8	-0.1	5.4
Residential electric power	137.2	0.7	2.3
Sand, gravel, crushed stone	231.5	0.5	9.0
Sanitary papers, health products	160.5	0	-0.4
Sporting, athletic goods	128.4	-0.6	1.8
Steel mill products	190.8	-1.3	13.9
Switchgear	191.2	1.1	8.4
Synthetic fibers	114.9	0.3	-0.1
Tires, tubes, tread, etc.	118.0	0.7	3.9
Tools, dies, jigs, fixtures	143.6	0.1	0.3
Transformers	195.6	1.0	19.2
Transmission equipment	203.9	0.4	4.3
Truck trailers	167.9	-0.2	2.8
Wiring devices	193.5	1.0	4.0

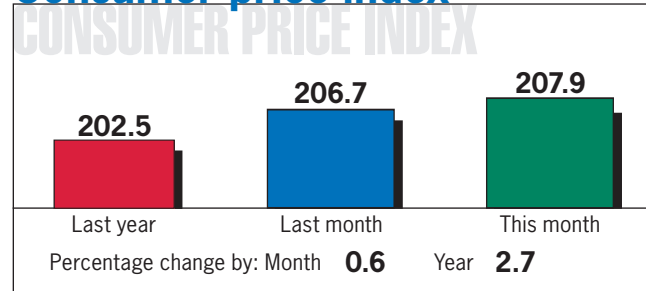
Municipal cost index



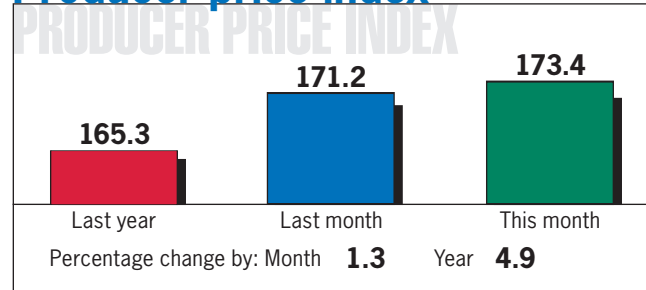
Construction cost index



Consumer price index*



Producer price index*



* The consumer and producer price indexes are published monthly by the U.S. Department of Labor's Bureau of Labor Statistics. The PPI figure used is the number for all commodities. The CPI and PPI figures published in this issue are from May 2007. The construction cost index is published monthly by the U.S. Department of Commerce. The municipal cost index incorporates those three indexes.

For more detailed information about the cost indexes, including a history of the municipal cost index, formulas and an archive of past cost indexes...

Visit American City & County's Web site at www.americancityandcounty.com.