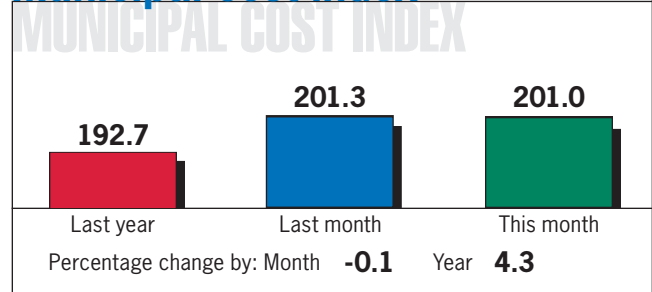


ACROSS AMERICA municipal cost indexes

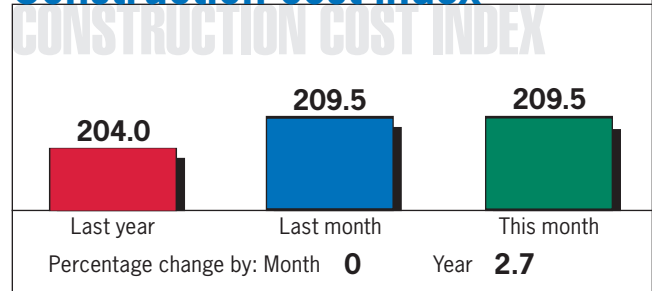
Most recent marketbasket

	Current	Percent change from	
		Last month	Last year
Air conditioning equipment	159.1	0.7	3.9
Asphalt felts, coatings	143.1	2.1	-2.5
Ball, roller bearings	205.3	0.2	5.2
Cement	208.8	0.7	3.5
Coal	131.6	1.4	3.3
Communication equipment	103.3	0.2	1.2
Concrete products	204.7	0.4	3.3
Construction machinery	180.7	0	2.2
Crude petroleum	248.0	-2.4	52.4
Diesel fuel (No. 2)	271.9	-3.0	33.9
Electronic computers	45.9	0.4	-22.6
Fabricated metal products	190.1	0.5	2.6
Floor coverings	158.6	0.9	1.9
Foundry, forge shop products	171.7	-0.2	2.9
Gasoline	237.1	-4.8	37.1
Glass containers	165.1	-0.1	6.3
Gypsum products	206.8	-0.9	-22.2
Hardwood lumber	188.7	-1.1	-3.3
Heating equipment	197.2	0	3.2
Heavy motor trucks	178.6	0	2.9
Home heating oil and distillates	260.0	30.9	-0.1
Internal combustion engines	155.2	0.1	1.5
Iron ore	129.5	0	1.3
Iron and steel scrap	424.4	5.7	30.4
Milled rice	167.9	1.5	11.7
Mixed fertilizers	173.6	1.8	18.1
Motors, generators	174.4	-0.1	3.2
Natural gas	296.1	0.9	-3.6
Office, store machines	116.1	0.3	1.8
Paper	172.4	0.8	1.4
Passenger cars	127.3	-0.9	-1.4
Plumbing fixtures, brass fittings	220.2	0	3.1
Plywood	177.1	-0.1	7.2
Prepared paint	210.3	0.4	3.3
Pumps, compressors	197.6	0.3	4.4
Residential electric power	140.5	0.6	5.9
Sand, gravel, crushed stone	237.4	0.9	8.6
Sanitary papers, health products	163.3	0.1	2.0
Sporting, athletic goods	130.2	0.2	2.7
Steel mill products	180.8	0.8	1.0
Switchgear	190.8	0.1	3.5
Synthetic fibers	115.3	0.2	0
Tires, tubes, tread, etc.	121.0	0.2	2.6
Tools, dies, jigs, fixtures	144.2	0.1	-0.1
Transformers	198.8	-0.2	8.5
Transmission equipment	208.5	0.2	3.1
Truck trailers	171.0	0.1	2.3
Wiring devices	197.3	0.3	4.1

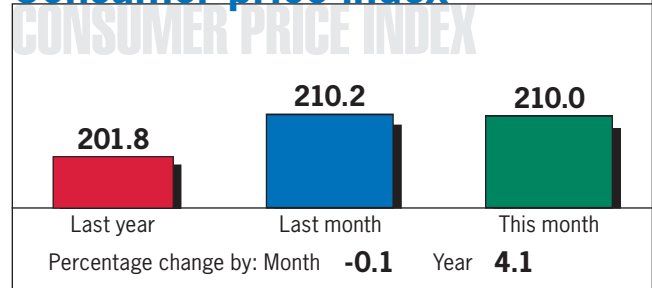
Municipal cost index



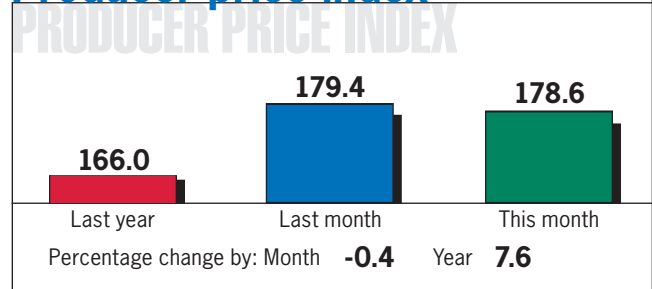
Construction cost index



Consumer price index*



Producer price index*



* The consumer and producer price indexes are published monthly by the U.S. Department of Labor's Bureau of Labor Statistics. The PPI figure used is the number for all commodities. The CPI and PPI figures published in this issue are from December 2007. The construction cost index is from January 2008. The municipal cost index incorporates those three indexes.

For more detailed information about the cost indexes, including a history of the municipal cost index, formulas and an archive of past cost indexes...

Visit American City & County's Web site at www.americancityandcounty.com.