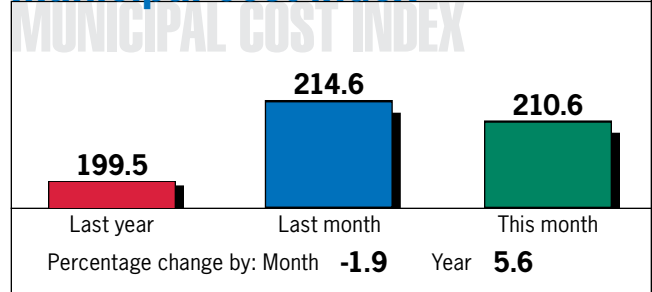


ACROSS AMERICA municipal cost indexes

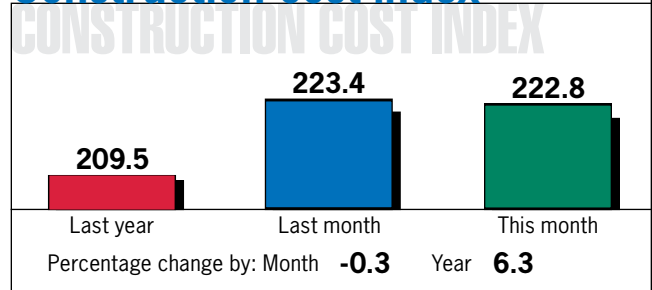
Most recent marketbasket

	Current	Percent change from	
		Last month	Last year
Air conditioning equipment	166.8	0.2	5.2
Asphalt felts, coatings	232.3	5.6	60.2
Ball, roller bearings	221.3	1.1	9.1
Cement	208.1	0.6	-1.7
Coal	171.1	0.4	31.0
Communication equipment	105.1	-0.2	1.7
Concrete products	212.4	0	4.1
Construction machinery	187.9	0.5	4.2
Crude petroleum	215.9	-26.0	-3.3
Diesel fuel (No. 2)	282.3	-16.4	13.1
Electronic computers	38.6	-2.5	-18.2
Fabricated metal products	217.2	-0.6	15.1
Floor coverings	162.9	0	3.2
Foundry, forge shop products	198.4	-2.5	15.7
Gasoline	230.7	-24.9	3.3
Glass containers	174.1	0.2	5.5
Gypsum products	220.6	2.2	4.3
Hardwood lumber	182.3	-0.2	-4.7
Heating equipment	217.0	0.4	10.0
Heavy motor trucks	182.2	0.2	2.2
Home heating oil and distillates	289.7	-9.6	24.2
Internal combustion engines	157.6	0.1	1.6
Iron ore	145.2	0	12.1
Iron and steel scrap	376.7	-38.3	-8.9
Milled rice	272.5	-2.3	74.2
Mixed fertilizers	299.9	1.9	84.1
Motors, generators	185.5	0.8	6.5
Natural gas	230.8	-29.1	-7.2
Office, store machines	121.4	-5.2	5.1
Paper	190.8	0.3	12.4
Passenger cars	132.2	-1.7	2.4
Plumbing fixtures, brass fittings	229.4	-0.3	4.1
Plywood	173.8	-3.1	-1.9
Prepared paint	229.2	0	9.1
Pumps, compressors	210.5	0.7	6.9
Residential electric power	147.7	-0.5	5.8
Sand, gravel, crushed stone	252.1	1.2	6.5
Sanitary papers, health products	175.2	-0.5	7.7
Sporting, athletic goods	131.8	0.6	1.2
Steel mill products	238.7	-4.2	34.3
Switchgear	200.4	2.2	5.3
Synthetic fibers	117.8	-4.1	3.2
Tires, tubes, tread, etc.	134.9	4.1	12.7
Tools, dies, jigs, fixtures	146.9	-0.3	1.9
Transformers	227.2	0.9	15.3
Transmission equipment	226.7	0.4	9.3
Truck trailers	181.8	0.7	6.4
Wiring devices	211.5	0.3	7.7

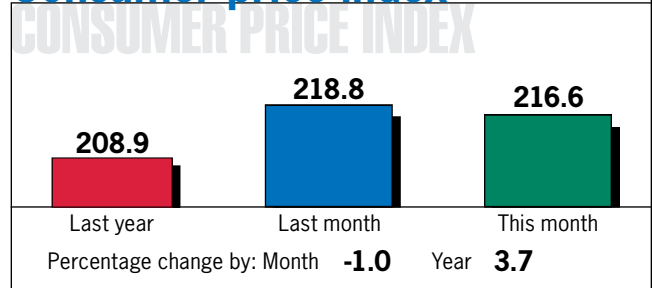
Municipal cost index



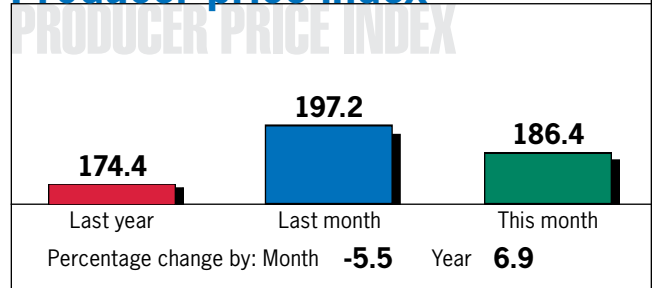
Construction cost index



Consumer price index*



Producer price index*



* The consumer and producer price indexes are published monthly by the U.S. Department of Labor's Bureau of Labor Statistics. The PPI figure used is the number for all commodities. The CPI and PPI figures published in this issue are from October 2008. The construction cost index is from November 2008. The municipal cost index incorporates those three indexes.

For more detailed information about the cost indexes, including a history of the municipal cost index, formulas and an archive of past cost indexes...

Visit American City & County's Web site at www.americancityandcounty.com.