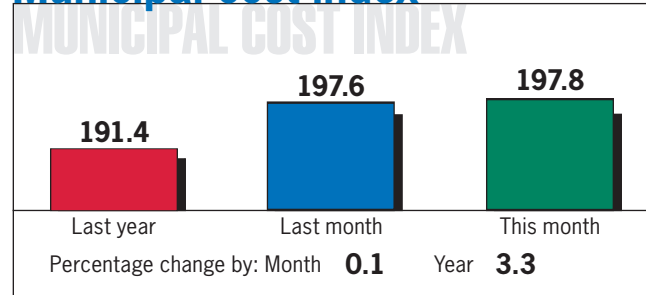


ACROSS AMERICA municipal cost indexes

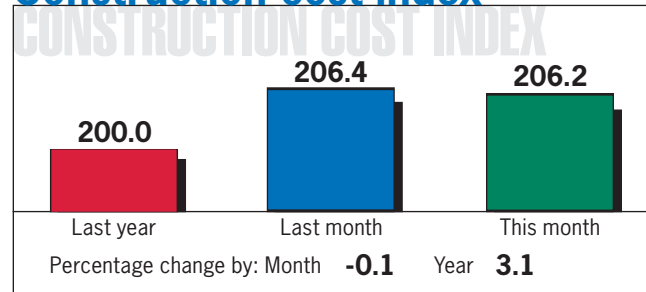
Most recent marketbasket

	Current	Percent change from	
		Last month	Last year
Air conditioning equipment	157.7	0.6	5.0
Asphalt felts, coatings	146.7	1.7	2.3
Ball, roller bearings	197.3	-0.1	2.8
Cement	211.6	0.4	6.3
Coal	129.2	1.1	1.3
Communication equipment	103.3	0	0.6
Concrete products	203.4	0.2	4.5
Construction machinery	179.5	0.2	2.2
Crude petroleum	175.0	2.9	-6.5
Diesel fuel (No. 2)	227.6	0.4	-7.8
Electronic computers	51.7	-3.4	-22.5
Fabricated metal products	188.4	0.1	3.6
Floor coverings	156.3	0.1	2.4
Foundry, forge shop products	171.7	-0.4	5.7
Gasoline	239.3	-3.9	3.8
Glass containers	164.8	3.0	7.2
Gypsum products	240.3	0.4	-13.3
Hardwood lumber	193.0	0.3	-1.4
Heating equipment	195.9	0.2	6.3
Heavy motor trucks	180.2	0	6.8
Home heating oil and distillates	226.9	-0.5	-0.6
Internal combustion engines	154.5	0	1.6
Iron ore	128.9	0	-4.9
Iron and steel scrap	395.3	1.4	7.0
Milled rice	152.4	0	16.2
Mixed fertilizers	162.9	0.6	12.7
Motors, generators	173.4	1.1	5.8
Natural gas	301.6	-1.2	25.2
Office, store machines	116.0	0.5	1.0
Paper	167.5	0.2	0.2
Passenger cars	125.6	1.4	-1.8
Plumbing fixtures, brass fittings	222.4	-0.4	7.1
Plywood	180.5	3.1	4.2
Prepared paint	209.5	0.1	3.5
Pumps, compressors	195.4	0.3	5.2
Residential electric power	140.0	-0.1	2.6
Sand, gravel, crushed stone	231.4	0	8.7
Sanitary papers, health products	162.6	1.3	0.9
Sporting, athletic goods	129.1	0.5	2.1
Steel mill products	191.5	0.4	10.6
Switchgear	190.5	-0.4	7.7
Synthetic fibers	114.9	0	-0.9
Tires, tubes, tread, etc.	117.8	-0.2	3.7
Tools, dies, jigs, fixtures	143.7	0.1	0.3
Transformers	194.8	-0.4	11.4
Transmission equipment	203.6	0	4.1
Truck trailers	170.0	1.3	3.3
Wiring devices	195.9	1.2	4.1

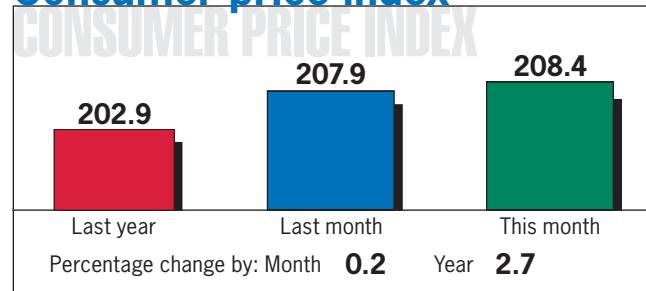
Municipal cost index



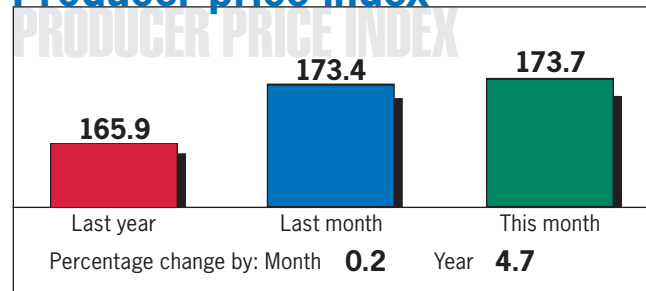
Construction cost index



Consumer price index*



Producer price index*



* The consumer and producer price indexes are published monthly by the U.S. Department of Labor's Bureau of Labor Statistics. The PPI figure used is the number for all commodities. The CPI and PPI figures published in this issue are from June 2007. The construction cost index is published monthly by the U.S. Department of Commerce. The municipal cost index incorporates those three indexes.

For more detailed information about the cost indexes, including a history of the municipal cost index, formulas and an archive of past cost indexes...

Visit American City & County's Web site at www.americancityandcounty.com.