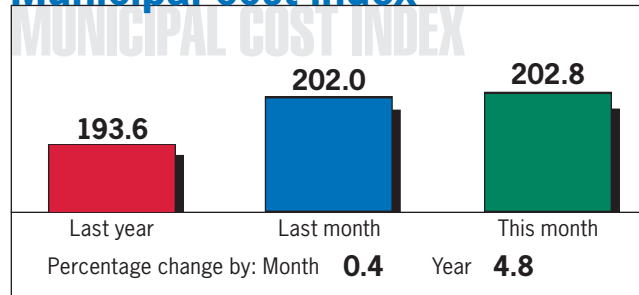


ACROSS AMERICA municipal cost indexes

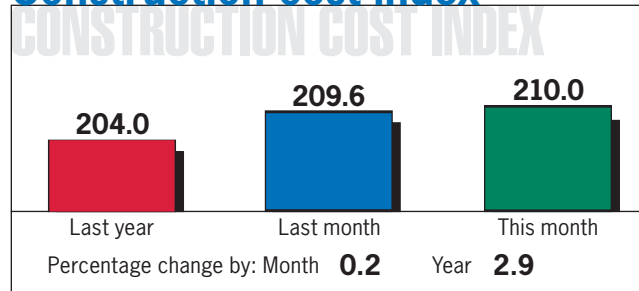
Most recent marketbasket

	Current	Percent change from	
		Last month	Last year
Air conditioning equipment	160.1	-0.5	2.6
Asphalt felts, coatings	145.3	-0.5	-1.4
Ball, roller bearings	204.7	-0.5	3.6
Cement	213.2	0.9	3.8
Coal	141.4	1.0	8.8
Communication equipment	104.5	0.8	1.6
Concrete products	206.7	0.2	2.5
Construction machinery	182.3	0.5	2.0
Crude petroleum	256.2	0.6	62.7
Diesel fuel (No. 2)	286.7	0.9	48.2
Electronic computers	43.8	-1.1	-24.0
Fabricated metal products	192.1	0.8	3.1
Floor coverings	157.5	0.6	1.0
Foundry, forge shop products	177.1	2.3	5.1
Gasoline	243.7	2.9	43.2
Glass containers	171.1	0.3	7.3
Gypsum products	205.7	-0.2	-19.9
Hardwood lumber	188.3	0.5	-3.1
Heating equipment	199.7	-0.7	2.6
Heavy motor trucks	179.4	0	3.3
Home heating oil and distillates	261.5	-3.7	36.8
Internal combustion engines	156.5	0.1	1.3
Iron ore	134.3	0	5.3
Iron and steel scrap	529.5	6.5	34.5
Milled rice	189.2	7.9	24.2
Mixed fertilizers	189.5	4.1	24.1
Motors, generators	177.5	0.6	3.6
Natural gas	332.4	11.5	12.5
Office, store machines	117.5	0.6	3.9
Paper	176.0	0.8	4.0
Passenger cars	128.3	0.8	1.2
Plumbing fixtures, brass fittings	225.8	1.5	2.9
Plywood	173.6	-0.6	2.5
Prepared paint	216.7	1.7	5.6
Pumps, compressors	202.2	0.9	5.3
Residential electric power	140.0	-0.4	3.3
Sand, gravel, crushed stone	244.1	1.9	7.2
Sanitary papers, health products	166.9	2.5	3.9
Sporting, athletic goods	131.9	1.1	1.5
Steel mill products	186.4	1.8	4.7
Switchgear	194.3	1.1	4.2
Synthetic fibers	114.5	0.2	0.5
Tires, tubes, tread, etc.	122.9	0.7	4.7
Tools, dies, jigs, fixtures	144.2	0	-0.3
Transformers	205.5	-0.2	7.3
Transmission equipment	209.4	0.1	3.2
Truck trailers	171.8	0.1	2.6
Wiring devices	200.2	0.5	4.4

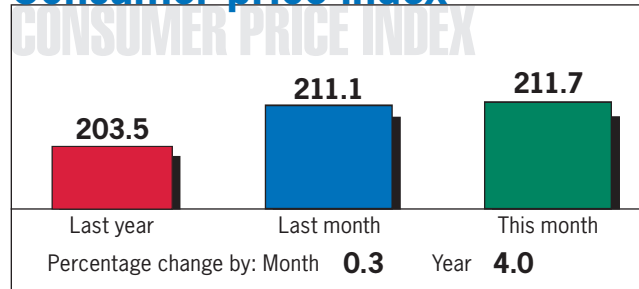
Municipal cost index



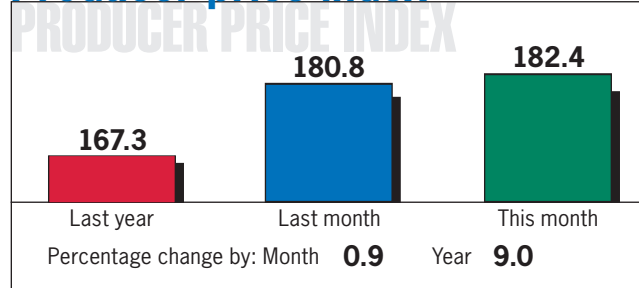
Construction cost index



Consumer price index*



Producer price index*



* The consumer and producer price indexes are published monthly by the U.S. Department of Labor's Bureau of Labor Statistics. The PPI figure used is the number for all commodities. The CPI and PPI figures published in this issue are from February 2008. The construction cost index is from March 2008. The municipal cost index incorporates those three indexes.

For more detailed information about the cost indexes, including a history of the municipal cost index, formulas and an archive of past cost indexes...

Visit American City & County's Web site at www.americancityandcounty.com.