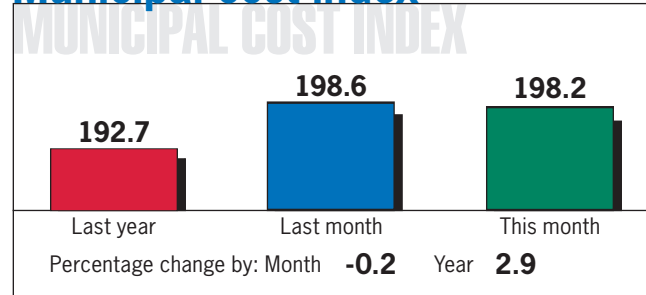


ACROSS AMERICA municipal cost indexes

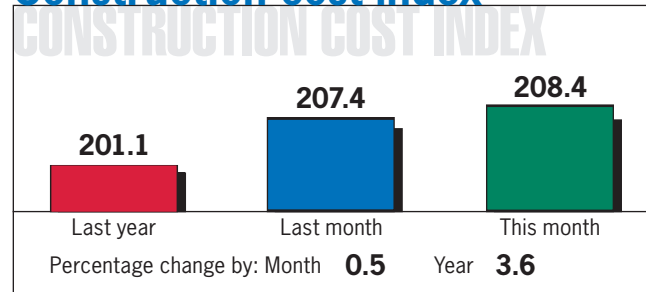
Most recent marketbasket

	Current	Percent change from	
		Last month	Last year
Air conditioning equipment	157.4	-0.3	4.0
Asphalt felts, coatings	146.9	2.3	0.5
Ball, roller bearings	203.0	2.8	4.6
Cement	209.4	-0.2	4.0
Coal	131.1	1.2	3.6
Communication equipment	103.2	0	0.5
Concrete products	203.5	0.2	3.5
Construction machinery	180.0	0.1	2.6
Crude petroleum	198.2	1.3	-0.3
Diesel fuel (No. 2)	235.4	-7.2	-5.9
Electronic computers	48.4	-3.2	-23.9
Fabricated metal products	188.6	0.2	1.9
Floor coverings	155.6	-1.0	0.1
Foundry, forge shop products	172.3	-1.0	4.7
Gasoline	215.4	-13.8	-5.7
Glass containers	165.6	2.1	8.5
Gypsum products	225.3	-2.6	-21.8
Hardwood lumber	192.8	-0.2	-1.3
Heating equipment	196.4	0.5	6.2
Heavy motor trucks	178.5	-0.9	5.4
Home heating oil and distillates	221.2	-6.0	-4.5
Internal combustion engines	155.6	0.6	1.6
Iron ore	129.6	0	-4.5
Iron and steel scrap	394.3	1.3	17.5
Milled rice	152.8	0.3	11.5
Mixed fertilizers	164.1	1.5	13.2
Motors, generators	174.5	0.1	3.8
Natural gas	247.2	-12.4	-13.0
Office, store machines	116.3	0	1.2
Paper	168.5	0.2	0.1
Passenger cars	124.4	0.5	0.6
Plumbing fixtures, brass fittings	222.5	0.3	6.4
Plywood	181.1	-1.3	8.6
Prepared paint	209.5	0.1	3.7
Pumps, compressors	195.8	0.2	4.7
Residential electric power	143.0	-0.2	3.5
Sand, gravel, crushed stone	234.1	1.0	7.8
Sanitary papers, health products	162.7	0.1	1.6
Sporting, athletic goods	129.7	0.4	2.0
Steel mill products	180.6	-2.7	-0.6
Switchgear	187.9	-0.9	5.2
Synthetic fibers	114.4	0.8	-0.3
Tires, tubes, tread, etc.	118.8	0.1	2.6
Tools, dies, jigs, fixtures	144.0	0	0.1
Transformers	197.9	1.0	10.0
Transmission equipment	205.2	0.2	4.2
Truck trailers	170.7	0.6	2.5
Wiring devices	196.9	0.6	3.6

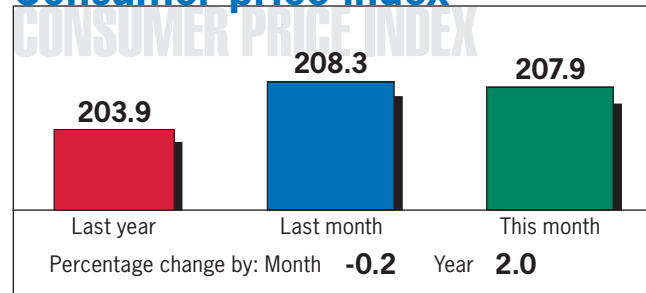
Municipal cost index



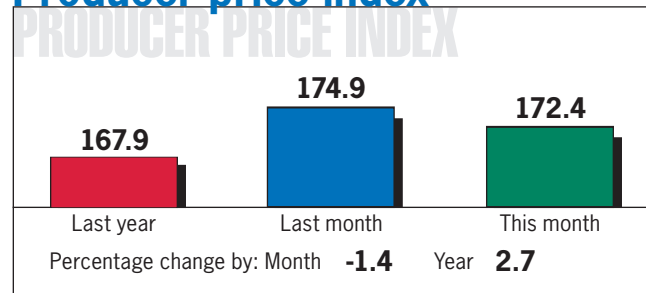
Construction cost index



Consumer price index*



Producer price index*



* The consumer and producer price indexes are published monthly by the U.S. Department of Labor's Bureau of Labor Statistics. The PPI figure used is the number for all commodities. The CPI and PPI figures published in this issue are from August 2007. The construction cost index is published monthly by the U.S. Department of Commerce. The municipal cost index incorporates those three indexes.

For more detailed information about the cost indexes, including a history of the municipal cost index, formulas and an archive of past cost indexes...

Visit American City & County's Web site at www.americancityandcounty.com.