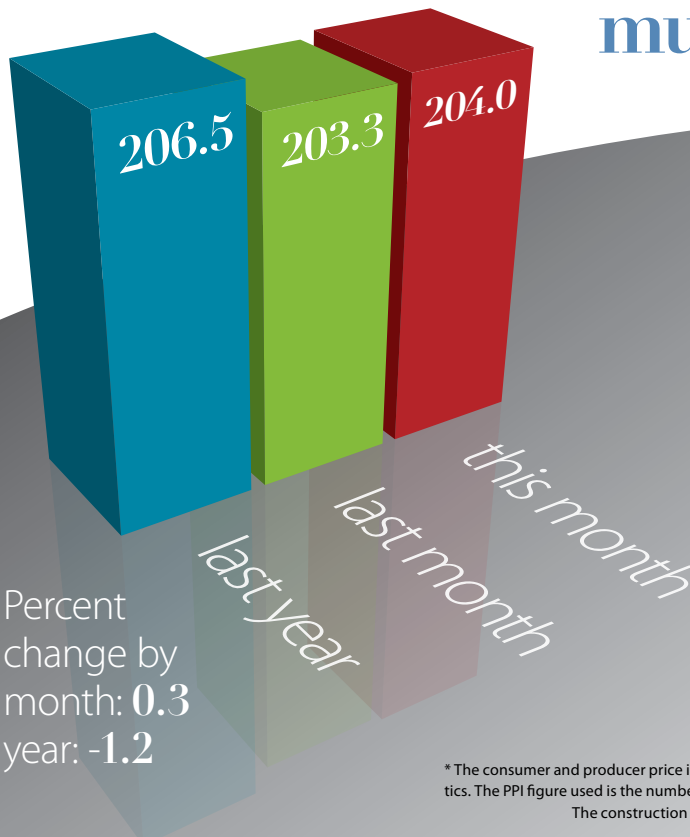
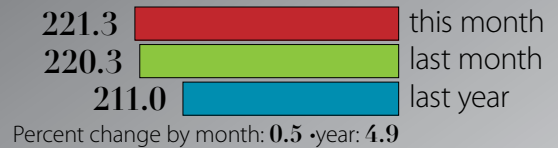


municipal cost index



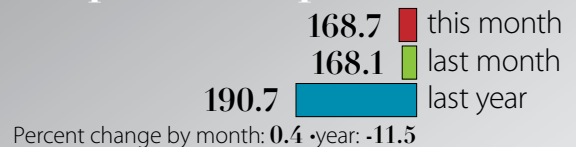
construction cost index



consumer price index*



producer price index*



* The consumer and producer price indexes are published monthly by the U.S. Department of Labor's Bureau of Labor Statistics. The PPI figure used is the number for all commodities. The CPI and PPI figures published in this issue are from April 2009. The construction cost index is from May 2009. The municipal cost index incorporates those three indexes.

most recent marketbasket

	Percent change from				Percent change from		
	Current	last month	last year		Current	last month	last year
Air conditioning equipment	166.0	-0.3	4.1	Milled rice	208.9	-4.9	-11.8
Asphalt felts, coatings	211.9	-11.8	35.1	Mixed fertilizers	202.3	-4.6	-9.2
Ball, roller bearings	220.3	-0.1	7.0	Motors, generators	186.9	-0.4	4.6
Cement	211.3	0.8	0	Natural gas	146.2	-3.1	-61.9
Coal	187.3	3.9	14.3	Office, store machines	122.7	-4.7	4.2
Communication equipment	105.8	0.2	1.1	Paper	183.0	-1.3	1.5
Concrete products	214.6	-0.3	2.8	Passenger cars	130.3	0.2	1.7
Construction machinery	191.4	-0.4	4.4	Plumbing fixtures, brass fittings	229.4	0.5	1.1
Crude petroleum	132.4	9.2	-57.9	Plywood	160.6	-1.5	-7.3
Diesel fuel (No. 2)	159.8	17.0	-56.2	Prepared paint	237.7	0.3	9.2
Electronic computers	34.8	-3.1	-15.7	Pumps, compressors	213.3	0.5	5.3
Fabricated metal products	202.3	-1.0	0.7	Residential electric power	148.3	-0.6	4.4
Floor coverings	163.4	-0.1	2.6	Sand, gravel, crushed stone	259.8	0.4	6.0
Foundry, forge shop products	179.7	-3.9	-1.2	Sanitary papers, health products	179.6	0.3	6.2
Gasoline	151.0	2.6	-46.3	Sporting, athletic goods	132.7	0.1	3.7
Glass containers	177.6	-0.2	4.5	Steel mill products	156.5	-6.9	-25.4
Gypsum products	221.8	-0.2	5.1	Switchgear	202.0	0.7	4.3
Hardwood lumber	167.4	-0.7	-10.6	Synthetic fibers	115.9	6.6	1.6
Heating equipment	218.3	0.2	8.3	Tires, tubes, tread, etc.	129.9	-1.1	5.0
Heavy motor trucks	188.7	0	4.2	Tools, dies, jigs, fixtures	144.6	-1.0	-0.1
Home heating oil and distillates	143.7	3.8	-56.4	Transformers	205.0	0.2	-3.8
Internal combustion engines	161.6	0.1	3.9	Transmission equipment	232.4	-0.2	9.4
Iron ore	153.1	0	5.4	Truck trailers	177.3	0.1	2.2
Iron and steel scrap	240.2	-11.7	-63.7	Wiring devices	206.1	-0.6	2.3

For more detailed information about the cost indexes, including a history of the municipal cost index, formulas and an archive of past cost indexes...

Visit American City & County's web site at www.americancityandcounty.com