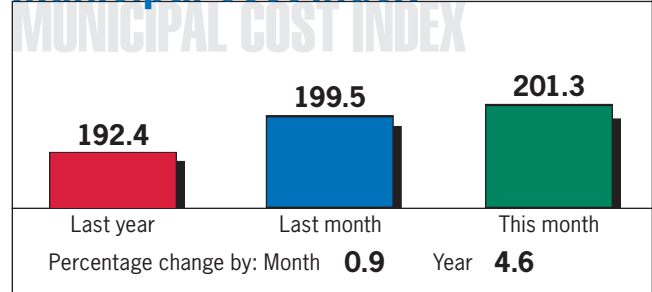


ACROSS AMERICA municipal cost indexes

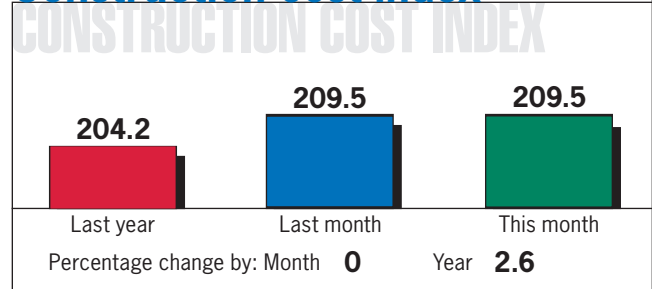
Most recent marketbasket

	Current	Percent change from	
		Last month	Last year
Air conditioning equipment	158.0	0.3	3.6
Asphalt felts, coatings	141.9	-2.6	-2.5
Ball, roller bearings	204.9	0.9	5.2
Cement	208.9	0.9	3.5
Coal	131.2	0.5	4.3
Communication equipment	103.1	0.1	0.6
Concrete products	204.4	0.3	3.2
Construction machinery	180.7	0.1	2.3
Crude petroleum	254.0	15.5	64.6
Diesel fuel (No. 2)	296.7	35.8	50.5
Electronic computers	45.7	-2.4	-23.6
Fabricated metal products	189.1	0.3	2.2
Floor coverings	157.2	-0.1	0.9
Foundry, forge shop products	172.0	-0.2	3.9
Gasoline	257.7	34.8	51.1
Glass containers	165.1	0.1	7.8
Gypsum products	208.6	-1.3	-23.1
Hardwood lumber	190.8	-0.2	-2.1
Heating equipment	197.2	0.2	3.5
Heavy motor trucks	178.6	0.2	2.9
Home heating oil and distillates	273.8	31.5	35.9
Internal combustion engines	155.1	0	1.4
Iron ore	129.5	0	1.3
Iron and steel scrap	403.2	-7.6	28.5
Milled rice	165.4	5.5	13.3
Mixed fertilizers	170.2	2.0	18.9
Motors, generators	174.5	0.2	3.3
Natural gas	293.4	21.6	0.2
Office, store machines	115.8	-0.6	1.5
Paper	171.1	0.9	0.9
Passenger cars	128.9	0.6	-0.8
Plumbing fixtures, brass fittings	220.2	-0.5	3.3
Plywood	177.2	0.1	7.9
Prepared paint	210.4	0	3.4
Pumps, compressors	197.1	0.1	4.4
Residential electric power	139.6	1.0	5.3
Sand, gravel, crushed stone	236.5	1.1	8.1
Sanitary papers, health products	163.3	0.4	2.0
Sporting, athletic goods	129.9	0.2	2.6
Steel mill products	179.3	2.3	-0.4
Switchgear	190.7	0.2	4.4
Synthetic fibers	115.1	0.7	0.1
Tires, tubes, tread, etc.	120.7	0.8	2.5
Tools, dies, jigs, fixtures	144.1	-0.1	-0.2
Transformers	199.1	1.0	9.1
Transmission equipment	208.1	0.6	2.9
Truck trailers	170.9	-0.2	1.9
Wiring devices	196.8	0.3	4.0

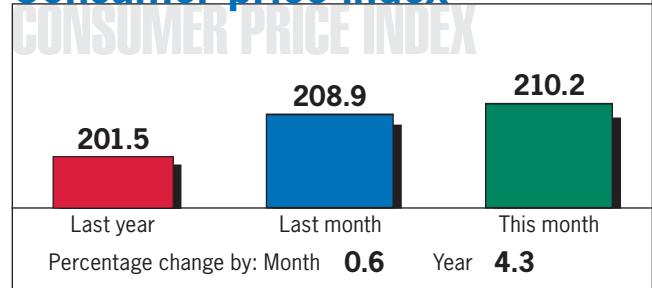
Municipal cost index



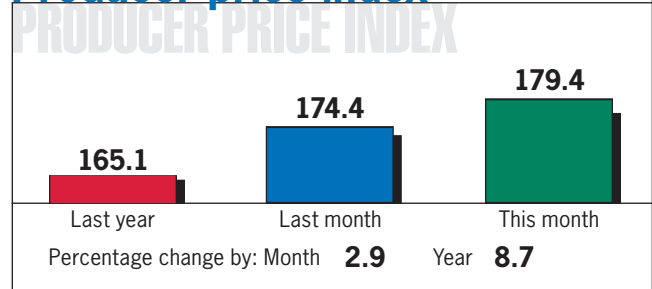
Construction cost index



Consumer price index*



Producer price index*



* The consumer and producer price indexes are published monthly by the U.S. Department of Labor's Bureau of Labor Statistics. The PPI figure used is the number for all commodities. The CPI and PPI figures published in this issue are from November 2007. The construction cost index is published monthly by the U.S. Department of Commerce. The municipal cost index incorporates those three indexes.

For more detailed information about the cost indexes, including a history of the municipal cost index, formulas and an archive of past cost indexes...

Visit American City & County's Web site at www.americancityandcounty.com.